

Karndean  
COMMERCIAL



Art Select

RIGID CORE  
GLUEDOWN

Art Select **Wood**



# Art Select **Wood**



Our Art Select collection sets the standard for premium LVT. Elevating LVT design to an artform, we combine cutting-edge technology and hands-on craftsmanship to replicate wood in striking detail. The complete Art Select collection includes more than 45 wood- and stone-inspired designs in a broad spectrum of tones – all with a top-of-the-line 30 mil wear layer, and all available in gluedown and rigid core for installation.

Sophisticated design to commercial-grade durability, Art Select offers unparalleled style and performance.

---

## Design Inspiration

The woods that inspire our designs are sourced from around the world – a Boston lumberyard, European forests and beyond. In the skilled hands of our design team, the natural characteristics of the timber are replicated and enhanced in exacting detail.


Every design is a Karndean original, each with a story as unique as the wood that inspired it.



### **Holm Oak**

#### **Basque Oak & Serrano Oak**

These designs were inspired by wood from a centuries-old holm oak in Spain. Typically found within stone-walled enclosures for farm animals that feed on the acorns, the holm oak is not commonly used as a source for timber – our design team was fortunate to procure the wood as part of a woodland management program. Light scraping and brushing were used to enhance the character of these designs.



### **Artisan Oak**

#### **Dove Artisan Oak, Pale Artisan Oak & Grey Artisan Oak**

Our three Artisan Oak designs were inspired by European oak, each showcasing signature Karndean artistry and craftsmanship. Working with timber highlighted by strong crown formations, we used a liming treatment to highlight the varied grains and markings while giving the wood a bleached appearance. A special emboss and deep bevel further accentuate the realistic appearance.




## Hickory

### Belmont Hickory

The wood that inspired our Belmont Hickory design was discovered in a Boston lumberyard. A strong crown pattern and pale, whitewashed undertone give the design character, and the 48" x 4.5" "strip wood" planks represent a more narrow size not often found in LVT.

---



## Kent Ash

### Castle Hill Ash, Canterbury Ash, Fieldstone Ash & Golden Ash

Part of the olive family, ash is an ancient species that, as a felled hardwood, has traditionally been used to make tool handles and chair frames. The source timber for our four Kent Ash designs – named for Kent Downs, a designated Area Of Outstanding Natural Beauty in the United Kingdom – provided strong tonal contrast well suited to the 48" x 4.5" "strip wood" planks.

---



## French Oak

### Dune Oak

Featuring beautiful tonal variation, French oak has long been used as hardwood flooring. Using that source material as inspiration, our Dune Oak design blends light blond streaks and deeper brown hues. Our designers used a smoking process to enhance the smooth grain variation, which was then further accentuated with a translucent oil finish.

---



## European Oak

### Canvas Oak, Damask Oak, Merino Oak, Tweed Oak, Cotton Oak & Salon Oak

Offering a range of color tones, these six designs are based on "natural-grade" European oak. While natural-grade wood is mostly uniform in appearance, natural imperfections such as knots and color variation are present. We lightly scraped and oiled the boards to reveal grain detail and other characteristics.



# Art Select **Wood**



Hickory Paprika  
Gluedown **EW01** | Rigid Core **AKP-EW01**

36" x 6"



Hickory Peppercorn  
Gluedown **EW02** | Rigid Core **AKP-EW02**

36" x 6"



Hickory Nutmeg  
Gluedown **EW03** | Rigid Core **AKP-EW03**

36" x 6"



Classic Hickory  
Gluedown **EW13** | Rigid Core **AKP-EW13**

56" x 9"



Reclaimed Chestnut  
Gluedown **EW21** | Rigid Core **AKP-EW21**

56" x 9"



Spring Oak  
Gluedown **RL01** | Rigid Core **AKP-RL01**

48" x 7"



Autumn Oak  
Gluedown **RL03** | Rigid Core **AKP-RL03**

48" x 7"



Santina Cherry  
Gluedown **RL07** | Rigid Core **AKP-RL07**


48" x 7"



Salon Oak  
Gluedown **RL13** | Rigid Core **AKP-RL13**

48" x 7"

Also available in 28" x 4.5" Accent Planks: Gluedown SM-RL13 | Rigid Core AKP-SM-RL13



Glacier Oak  
Gluedown **RL21** | Rigid Core **AKP-RL21**

56" x 9"

Also available in 28" x 4.5" Accent Planks: Gluedown SM-RL21-28 | Rigid Core AKP-SM-RL21-28



Dune Oak  
Gluedown **RL24** | Rigid Core **AKP-RL24**

56" x 9"



Basque Oak  
Gluedown **RL26** | Rigid Core **AKP-RL26**

56" x 9"

Also available in 28" x 4.5" Accent Planks: Gluedown SM-RL26 | Rigid Core AKP-SM-RL26



Serrano Oak  
Gluedown **RL28** | Rigid Core **AKP-RL28**

56" x 9"

Also available in 28" x 4.5" Accent Planks: Gluedown SM-RL28 | Rigid Core AKP-SM-RL28



Dove Artisan Oak  
Gluedown **RL30** | Rigid Core **AKP-RL30**

56" x 9"



Pale Artisan Oak  
Gluedown **RL32** | Rigid Core **AKP-RL32**

56" x 9"



Grey Artisan Oak  
Gluedown **RL33** | Rigid Core **AKP-RL33**

56" x 9"



Canvas Oak  
Gluedown **RL34** | Rigid Core **AKP-RL34**

48" x 7"



Damask Oak  
Gluedown **RL35** | Rigid Core **AKP-RL35**

48" x 7"



Merino Oak  
Gluedown **RL36** | Rigid Core **AKP-RL36**

48" x 7"



Tweed Oak  
Gluedown **RL37** | Rigid Core **AKP-RL37**

48" x 7"



Cotton Oak  
Gluedown **RL38** | Rigid Core **AKP-RL38**

48" x 7"



Castle Hill Ash  
Gluedown **RL39** | Rigid Core **AKP-RL39**

48" x 4.5"





Canterbury Ash  
Gluedown **RL41** | Rigid Core **AKP-RL41**

48" x 4.5"



Fieldstone Ash  
Gluedown **RL43** | Rigid Core **AKP-RL43**

48" x 4.5"



Golden Kent Ash  
Gluedown **RL44** | Rigid Core **AKP-RL44**

48" x 4.5"



Belmont Hickory  
Gluedown **RL45** | Rigid Core **AKP-RL45**

48" x 4.5"



Natural Oak  
Gluedown **RL48** | Rigid Core **AKP-RL48**

48" x 4.5"



Canadian Maple  
Gluedown **RL49** | Rigid Core **AKP-RL49**

48" x 4.5"



Blended Oak  
Gluedown **RL50** | Rigid Core **AKP-RL50**

48" x 4.5"



Lorenzo Warm Oak  
Gluedown **RL51** | Rigid Core **AKP-RL51**

48" x 4.5"

## Technical Specification

	Standard	Gluedown Result	Rigid Core Result
Thickness		3.0 mm	7.0 mm
Size		See separate table	See separate table
Locking system*			5G® Fold Down installation**
Wear layer***		30 mil (0.7 mm)	30 mil (0.762 mm)
Box quantity		See separate table	See separate table
Surface treatment		K-Guard+® PU coating	K-Guard+® PU coating
Warranty****	Commercial Residential	20 years Lifetime	20 years Lifetime
Standards	ASTM F3261		Pass: Resilient flooring with Rigid Polymeric Core
Beveled edge		Standard	Micro
Classification	ASTM F1700	Class III Type B	
Reaction to fire	ASTM E648-06	Class 1	Class 1
Smoke density	ASTM E662-06	Pass (<450)	
Flammability test	FF 1-70; Federal Approval ASTM D2859	Pass	Pass
Slip resistance*****	ASTM D2047	Pass (Dry 0.80)	Pass (Dry 0.80)
Staining resistance	ASTM F925	Pass	Pass
Heat fastness	ASTM F1514	Pass	Pass
Light fastness	ASTM F1515	Pass	Pass
Electrostatic propensity	AATCC 134		1.7 kV
Abrasion resistance	ASTM D3884 ASTM D4060	>50,000 cycles	Pass (>50,000 cycles)
Dimensional stability	ASTM F2199 ISO 23999	Pass	Pass (-0.005% Avg)
Acoustic impact noise reduction	ASTM E2179-09 ASTM E492-09	ΔIIC = 6 dB IIC = 46 dB (6" slab w/drop ceiling) IIC = 71 dB (6" slab w/drop ceiling + QuietChoice)	ΔIIC = 22 dB IIC = 68 dB (6" slab w/drop ceiling) IIC = 72 dB (6" slab w/drop ceiling + QuietChoice)
For settings that require additional noise reduction, contact your Commercial Business Manager for our portfolio of acoustic solutions.			
Indentation-residual	ASTM F 1914		Pass
Environmental	FloorScore® SCS-EC10.3-2014 v4.0 ISO 14001 / ISO 9001 Environmental Product Declaration NSF/ANSI 332 ASSURE CERTIFIED™	Indoor air quality certified; Compliant low emitting VOC emissions. Manufactured to quality and environment management systems standards External third-party verified Type III EPD Sustainability Assessment for Resilient Floor Coverings; Conformant product	Product Specific Type III EPD (Products w/ external third-party verification) Conformance with Rigid Core Flooring Standard SCS-0011 V1-0
Static load	ASTM F970	1,800 psi	Pass 400 psi at 0.005"
Flexibility	ASTM F137	Pass	
Adhesive		DrySet K-Spray® Karndean Epoxy K99 HM	
Recycling		Suitable	Suitable
Phthalate free	CPSC-C1001-09.3 CPSC-C1001-09.4	Yes	Yes

Gluedown	
Size (inch)	Box quantity
56 x 9	35 ft <sup>2</sup> 10 Planks
48 x 7	35 ft <sup>2</sup> 15 Planks
48 x 4.5	36 ft <sup>2</sup> 24 Planks
36 x 6	36 ft <sup>2</sup> 24 Planks
28 x 4.5	35 ft <sup>2</sup> 40 Planks

Rigid Core	
Size (inch)	Box quantity
56 x 9	23.62 ft <sup>2</sup> 16 Planks
48 x 7	23.51 ft <sup>2</sup> 10 Planks
48 x 4.5	25.50 ft <sup>2</sup> 18 Planks
36 x 6	23.62 ft <sup>2</sup> 16 Planks
28 x 4.5	24.79 ft <sup>2</sup> 30 Planks



\* 5G® is a patented technology invented by Välinge Innovation AB. The 5G® word mark and logo are registered trademarks owned by Välinge Innovation AB and any use of such marks is under license.

\*\* 5G® along short edge; 2G™ long edge

\*\*\* Nominal

\*\*\*\* Subject to terms. Please see our website.

\*\*\*\*\* Slip resistance is measured on freestanding ex-factory product. Slip resistance can be affected by many factors, including but not limited to product installation and underlayment, surface contamination, use, wear and how the product is maintained. Textural variation along the surface of the product can affect nominal values.



[www.karndean.com/commercial](http://www.karndean.com/commercial)

240106 | Cover image: Lorenzo Warm Oak RL51 | AKT-RL51

**Karndean Designflooring**  
1100 Pontiac Court Export, PA 15632  
Phone: 888-266-4343 | Email: [info@karndean.com](mailto:info@karndean.com)